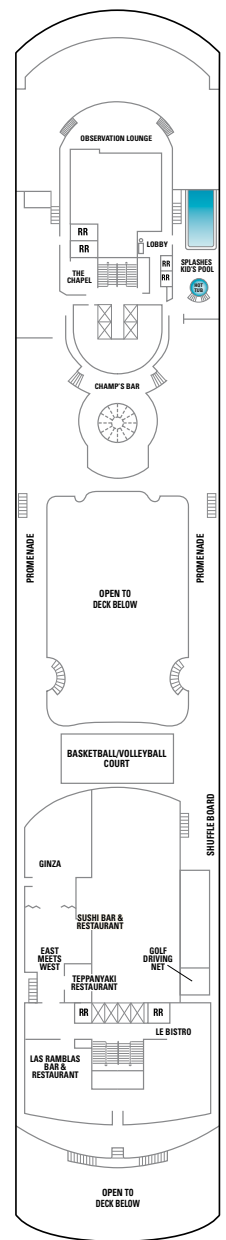


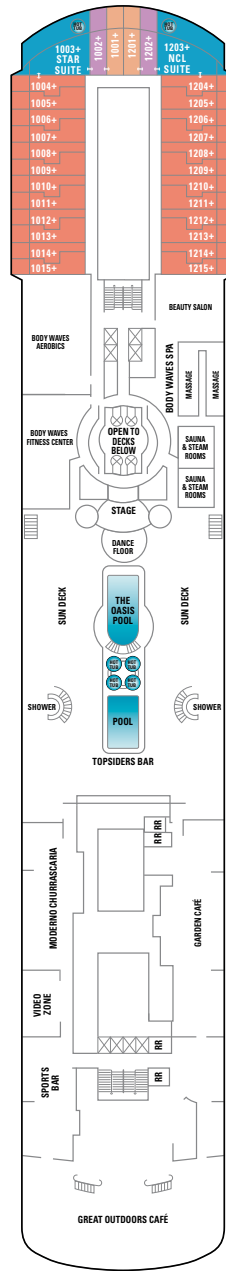
Norwegian Sun

Deck plans and information subject to change.

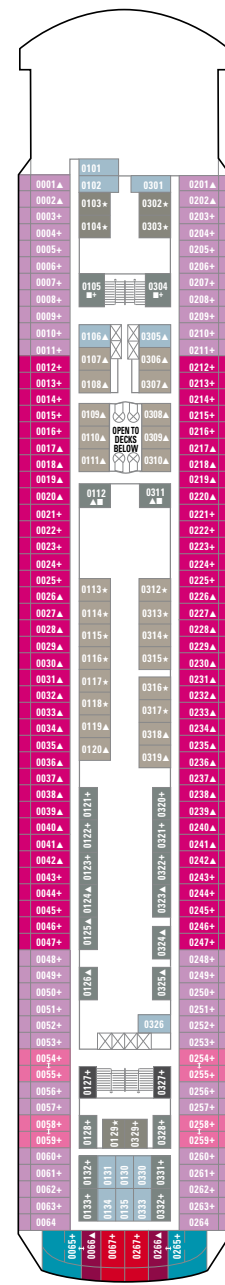
FOR FURTHER INFORMATION ON OUR FLEET SEE PAGES 64-77




Deck 12




Deck 11



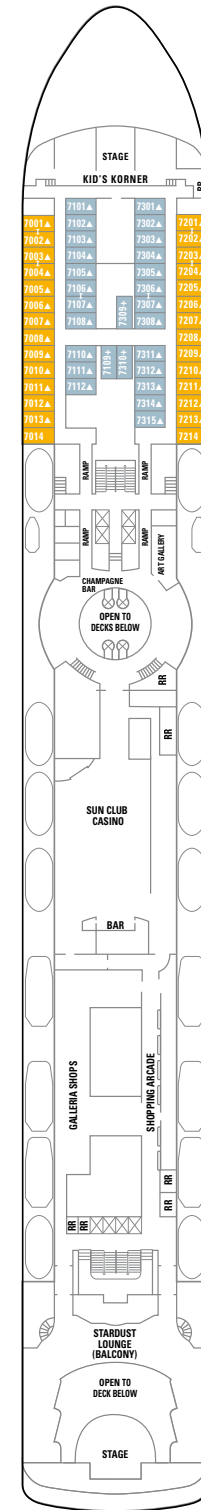
Deck 10




Deck 9



Deck 8

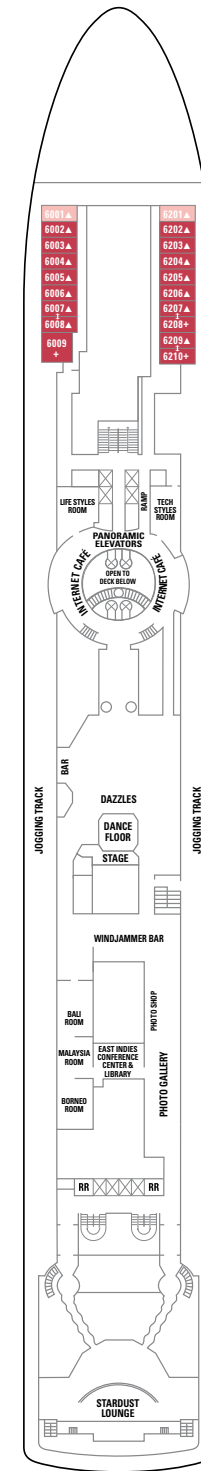


Deck 7

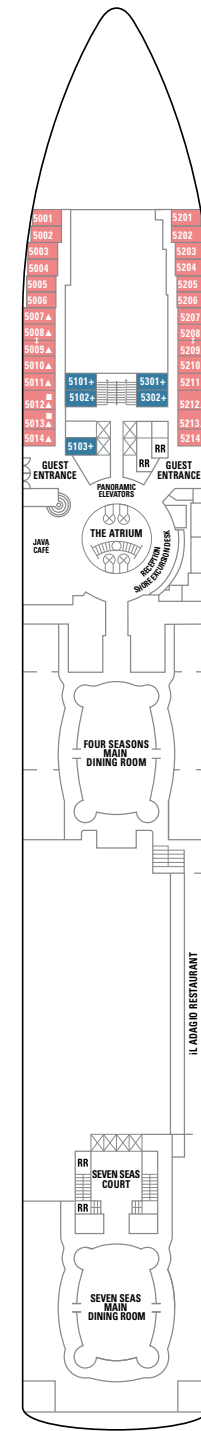


No elevator access to this deck.

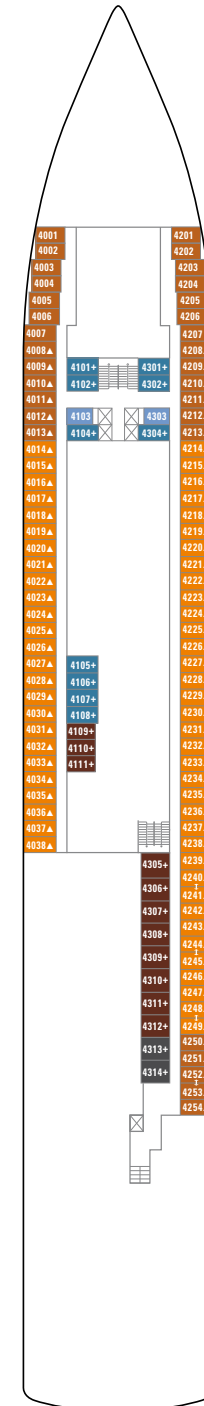
Deck 6A



Deck 6



Deck 5



Deck 4

SYMBOLS

- With facilities for the disabled
- ↔ Connecting staterooms
- ▲ 3rd guest occupancy avail.
- + 3rd/4th guest occupancy avail.
- ★ 3rd/4th/5th guest occupancy avail.
- × Elevator
- RR Restroom
- Equipped for the hearing-impaired

- Indicates stateroom categories that can accommodate three or more guests.

STATEROOM FEATURES

All staterooms aboard Norwegian Sun have a phone, TV, air conditioning, refrigerator, safe, duvet, bathroom with shower and hair dryer. Most lower beds are convertible to a queen-size bed. Quoted stateroom sizes include balconies where applicable.

DETAILED CATEGORY DESCRIPTIONS:

www.ncl.eu



OWNER'S SUITES

SB Bedroom with queen-size bed, bathroom with whirlpool tub & separate shower, walk-in wardrobe, living room with dining area, balcony with hot tub. Butler service and concierge available. Size approx. 77 m²; max. occupancy 4 guests



PENTHOUSES

SE SF SG Queen-size bed, sitting area, balcony. Butler service and concierge available. SE approx. 45 m², SF approx. 47 m², SG approx. 41 m²; max. occupancy 4 guests



MINI SUITES & BALCONY STATEROOMS

M1 MB (Mini Suites) Two lower beds, sitting area, balcony. Size M1 approx. 32,5 m², MB approx. 30 m²; max. occupancy 4 guests

B1 B2 B3 BA BB BC BD

(B2, B3=Family Balcony Staterooms) Two lower beds, sitting area, balcony. Size approx. 20,5 m²; max. occupancy B1 3 guests, B2-BA, BC, BD 4 guests, BB 5 guests



OCEANVIEW STATEROOMS

O1 OA OC OD OE (O1=Family Oceanview Staterooms) Two lower beds, sitting area, picture window, OD without elevator access. Size O1, OA approx. 16 m², OC-OE approx. 13,5 m²; max. occupancy O1 5 guests, OA 4 Pers., OC-OE 3 guests

OF OG OK Two lower beds, sitting area, porthole (OK with obstructed view). Size OF, OG approx. 13,5 m², OK approx. 16 m²; max. occupancy OF, OG 3 guests, OK 4 guests



INSIDE STATEROOMS

I1 IA IB IC ID IE IF (I1=Family Inside Staterooms) Two lower beds, sitting area, partly without elevator access. Size I1, IB-ID approx. 16 m², IA approx. 17,5 m², IE, IF approx. 13,5 m²; max. occupancy I1, IB-ID 5 guests, IA, IE, IF 4 guests