

Island Princess®

1,970 passengers | Over 700 balconies | 92,000 gross tons | 965 ft. in length



PRINCESS CRUISES

escape completely®

Custom-built for the Panama Canal, the spectacular Island Princess® is a destination all its own. Get active in the fitness center or on the digital golf simulator, browse the world-class art collection or relax with a massage in the Lotus Spa® or The Sanctuary, our on-deck retreat for adults. Dining choices include specialty restaurants, Sabatini'sSM and the Bayou Café & Steakhouse, plus Traditional or Anytime Dining.SM Later, head for the themed casino, or take in an unforgettable show at the dazzling Universe Lounge.



The Sanctuary



Production shows

DECK	DINING	DECK	ACTIVITIES (continued)	DECK	ENTERTAINMENT
	Traditional		Sports & Spa		Theaters
6	• Provence Dining Room	14	• Lotus Spa, gym and fitness area	6/7	• Princess Theater
	Anytime	14	• Swim-against-the-current lap pool	6/7	• Universe Lounge
5	• Bordeaux Dining Room	14/15	• The Sanctuary (adults only)		Hot Spots
	Specialty	15	• Princess Links	6	• Explorers Lounge (nightclub-style performances)
7	• Sabatini's™ (Italian restaurant)	15	• Digital golf simulator	6	• The Princess Casino
7	• Bayou Café & Steakhouse	16	• Center Court		Lounges & Bars
-	• Ultimate Balcony Dining	16	• Shuffleboard	7	• Crooners Bar
	Casual		Enrichment	7	• Wheelhouse Bar
5	• Patisserie	†	• ScholarShip@Sea®	7	• Churchill Lounge
14	• Princess Pizzeria	8	• 24-hour internet Café (wireless access available)		
14	• Sundaes ice cream bar	8	• Library, writing room and card room		
14	• 24-hour dining in the Horizon Court		Shopping & Services		
15	• The Grill & Bar (burgers and hot dogs)	5	• Future Cruise Sales		
†	• Afternoon tea	5	• Passenger Services Desk		
-	• 24-hour room service	5	• Princess Captain's Circle Desk		
	ACTIVITIES	5	• Shore Excursions Desk		
	Pools	6	• Boutiques (duty-free)		
12	• The Sanctuary Pool	6	• Photo Gallery		
14	• Lido Pool (includes 3 hot tubs)	7	• Hearts & Minds Wedding Chapel		
14	• Lotus Pool (includes 2 hot tubs)	7	• World-class art collection, gallery and auctions		
			Kids & Teens		
		12	• Teen Center		
		12	• Youth Center		
		12/16	• Splash pools		

† Location may vary.
Subject to change at any time.

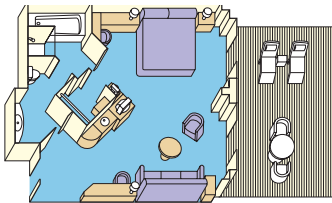
Island Princess® stateroom options



Mini-suite with balcony



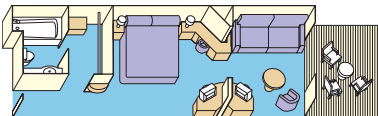
Balcony stateroom



Suite with balcony

Surrounding you with luxurious accommodations, a spacious suite with balcony includes all the amenities of a mini-suite, plus incredible premiums.

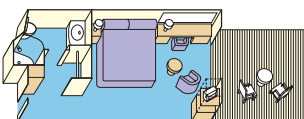
These include luxury balcony furniture, deluxe canapés, fresh flowers, DVD/CD player, free access to a DVD library, two TVs, one complimentary mini-bar setup, a roomy walk-in closet, upgraded bathroom amenities, complimentary use of the Lotus Spa® Thermal Suite, laundry and professional cleaning services and web access in the Internet Café. Approximately 470 square feet, including balcony. (Categories PS & VS)



Mini-suite with balcony

A mini-suite with balcony is substantially larger than a balcony stateroom.


It includes all the amenities of a balcony stateroom and these added luxuries: welcome glass of champagne, separate sitting area, sofa bed, luxury mattress and pillows, two TVs, a spacious closet, desk, bathroom tub and massage shower head. Approximately 280-302 square feet, including balcony. (Categories AA, AB, AC, AD & AF; Category AF staterooms offer the same amenities but have a picture window rather than a balcony)



Oceanview double with balcony

This impressive stateroom offers the elegance of a balcony with fine patio furniture. Other

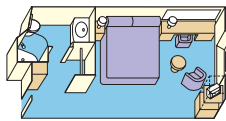
amenities include a spacious closet, desk and a bathroom with shower. Approximately 210-248 square feet, including balcony. (Categories BA, BB, BC, BD, BE, BF, BG & BH; Category BH has partially obstructed views)



Deluxe oceanview

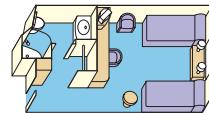
A slightly larger version of an oceanview double stateroom with the same fine amenities, including a picture window.

Approximately 212 square feet. (Categories CC & C)



Oceanview double

Our oceanview stateroom includes all the amenities of an interior double, plus it features a picture window, providing added ambience and memorable views. Approximately 162 square feet. (Categories DD, D, EE, F, GG, G & HH; Categories F-HH have obstructed views)



Interior double

Our interior stateroom is a great value. It features two twin beds that make up into a queen-size bed. Other amenities include a refrigerator, hair dryer, TV, closet and bathroom with shower. Approximately 156-166 square feet. (Categories II, I, JJ, J, K L, M & N)

WATCH

For detailed deck plans & virtual tours of every type of stateroom available visit: princess.com/ships



Note: Family suite (category XS) not shown. Floor plans, amenities and stateroom diagrams represent typical arrangements and may vary by ship. Certain stateroom categories may vary in size and configuration by ship. Square footage varies based on stateroom category and deck location. Stateroom views are considered unobstructed unless noted otherwise. Obstructions do not include certain nautical items like handrails, dividers or ship hardware. For balcony staterooms, the view is determined from the perspective of the balcony railing. Balconies may have either solid steel or toughened glass railings.

Call 1-800-PRINCESS for more information.

Island Princess®

STATEROOM DESCRIPTION

PS CARIBE, DOLPHIN: Premium suite with balcony

VS DOLPHIN: Vista suite with balcony

AA ALOHA, BAJA, CARIBE: Mini-suite with balcony

AB CARIBE, DOLPHIN: Mini-suite with balcony

AC DOLPHIN: Mini-suite with balcony

AD DOLPHIN: Mini-suite with balcony

AF BAJA, CARIBE: Oceanview mini-suite (no balcony)

BA CARIBE: Balcony two lower beds

BB ALOHA: Balcony two lower beds

BC ALOHA, BAJA: Balcony two lower beds

BD BAJA, CARIBE, DOLPHIN: Balcony two lower beds

BE CARIBE, DOLPHIN, EMERALD: Balcony two lower beds

BF EMERALD: Balcony two lower beds

BG EMERALD: Balcony two lower beds

BH DOLPHIN, EMERALD: Balcony two lower beds (partially obstructed view)

CC DOLPHIN: Deluxe oceanview two lower beds

C EMERALD: Deluxe oceanview two lower beds

DD BAJA, EMERALD: Oceanview two lower beds

D PLAZA: Oceanview two lower beds

EE PLAZA: Oceanview two lower beds

F EMERALD: Oceanview two lower beds (obstructed view)

GG EMERALD: Oceanview two lower beds (obstructed view)

G EMERALD: Oceanview two lower beds (obstructed view)

HH EMERALD: Oceanview two lower beds (obstructed view)

II ALOHA: Interior two lower beds

I BAJA: Interior two lower beds

JJ BAJA, CARIBE: Interior two lower beds

J CARIBE: Interior two lower beds

K DOLPHIN, EMERALD, PLAZA: Interior two lower beds

L PLAZA: Interior two lower beds

M PLAZA: Interior two lower beds

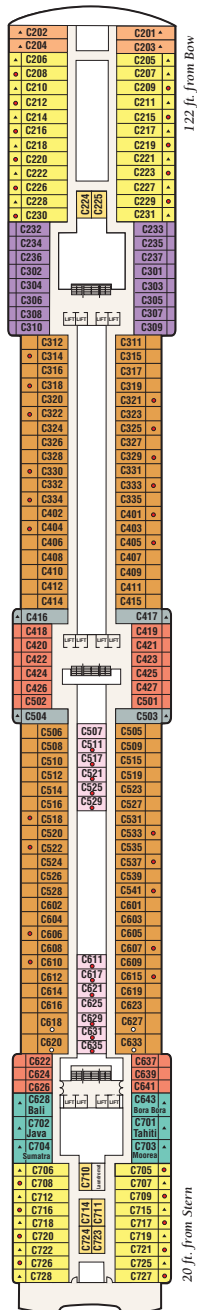
N PLAZA: Interior two lower beds

- Will accommodate third and fourth person
- ▲ Will accommodate third person
- Wheelchair-accessible staterooms are configured with shower only

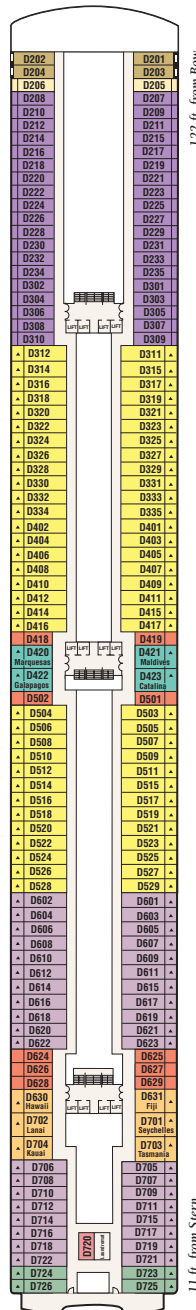
Note: Some areas of the ship are not accessible to wheelchairs and scooters. Distances shown are from the bow (forward) to stern (aft) to the nearest stateroom.

WATCH
For detailed deck plans & virtual tours of every type of stateroom available visit:
princess.com/ships

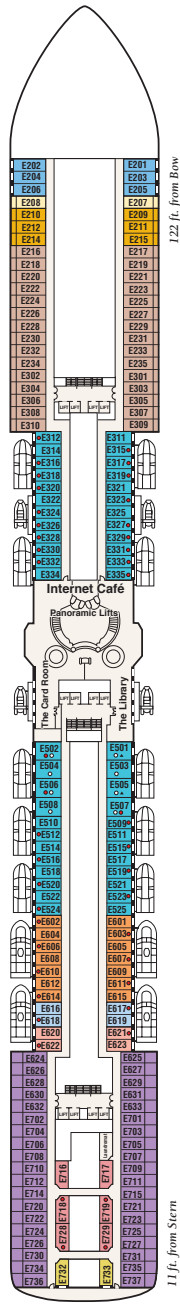
Caribe 10



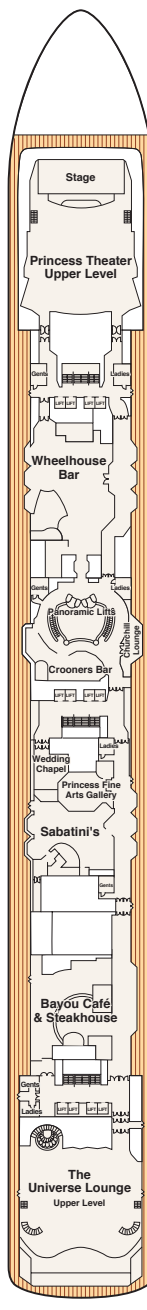
Dolphin 9



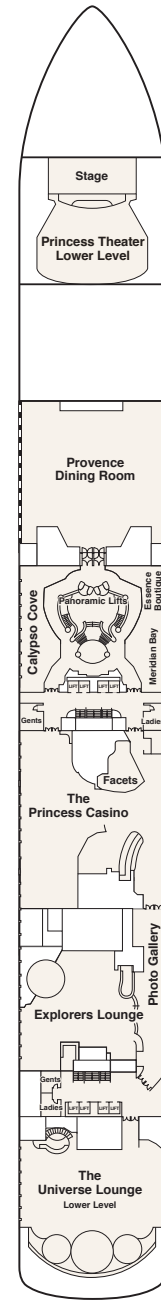
Emerald 8



Promenade 7



Fiesta 6



Plaza 5

