

Norwegian Jade/Jewel (Jewel-Class Ships)

Deck plan shown is Norwegian Jewel. The deck plan of Norwegian Jade differs slightly from the staterooms, categories and public areas shown below. For more information see www.ncl.eu. Deck plans and information subject to change.

FOR FURTHER INFORMATION ON OUR FLEET SEE PAGES 64-77

SYMBOLS

- With facilities for the disabled
- ↔ Connecting staterooms
- ▲ 3rd guest occupancy avail.
- + 3rd/4th guest occupancy avail.
- ★ 3rd/4th/5th guest occupancy avail.
- ☆ Up to 6th guest occupancy avail.
- ✕ Elevator
- RR Restroom
- Indicates stateroom categories that can accommodate three or more guests.

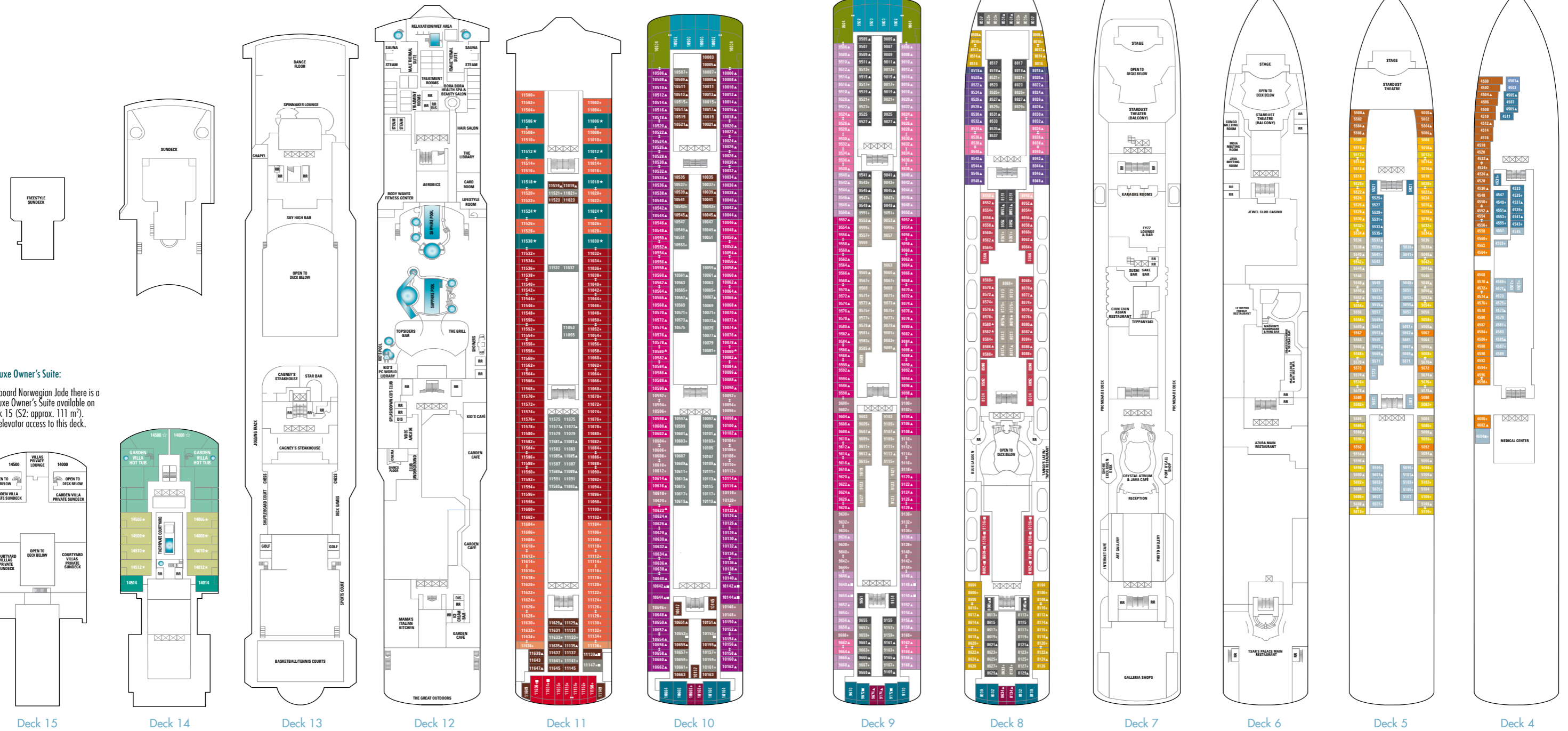
STATEROOM FEATURES

All staterooms aboard Norwegian Jade/Jewel have a phone, TV, air conditioning, refrigerator, safe, duvet, bathroom with shower and hair dryer. Most lower beds are convertible to a queen-size bed.

Quoted stateroom sizes include balconies where applicable.

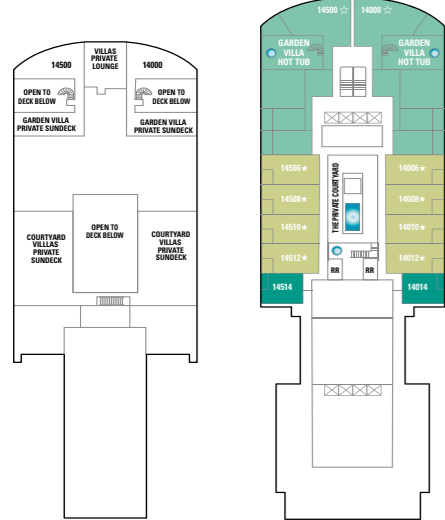
DETAILED CATEGORY DESCRIPTIONS:

www.ncl.eu



Deluxe Owner's Suite:

On board Norwegian Jade there is a Deluxe Owner's Suite available on deck 15 (S2: approx. 111 m²). No elevator access to this deck.



Deck 15

Deck 14

Deck 13

Deck 12

Deck 11

Deck 10

Deck 9

Deck 8

Deck 7

Deck 6

Deck 5

Deck 4



GARDEN VILLAS

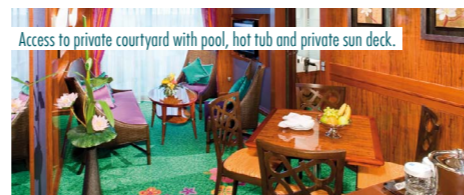
S1 Three bedrooms with king-size or queen-size bed, each with private bathroom (one with whirlpool tub & separate shower), living room with dining area, double balcony, private garden with hot tub and outdoor dining area, private sun deck. Butler service and concierge available. Size Norwegian Jade approx. 438 m², Norwegian Jewel approx. 454 m²; max. occupancy 6 guests



OWNER'S SUITES

S2 (Deluxe Owner's Suite) King-size bed, bathroom with whirlpool tub & separate shower, living & dining area, two balconies. Butler service and concierge available. Size approx. 111 m²; max. occupancy 2 guests

S3 (Owner's Suites) Bedroom with king-size bed, bathroom with whirlpool tub & separate shower, living room with dining area, two balconies. Butler service and concierge available. Size approx. 73,5-76,5 m²; max. occupancy 2 guests



COURTYARD VILLAS & PENTHOUSES

S4 (Family Courtyard Villas) Two separate bedrooms, one with queen-size bed, two bathrooms (one with tub & separate shower), living room with dining area, balcony. Butler service and concierge available. Size approx. 53 m²; max. occupancy 5 guests

S5 (Courtyard Penthouses) Bedroom with queen-size bed, bathroom with tub & separate shower, living room with dining area, balcony. Butler service and concierge available. Size approx. 41 m²; max. occupancy 2 guests



PENTHOUSES & FAMILY SUITES

SC (Family Suites) Two separate bedrooms, one with queen-size bed, two bathrooms (one with tub & separate shower), living room with dining area, balcony. Butler service and concierge available. Size approx. 51 m²; max. occupancy 5 guests

SE SF Queen-size bed, living & dining area, balcony. Butler service and concierge available. Size SE approx. 45,5-53,5 m², SF approx. 31,5-36 m²; max. occupancy 2 guests



MINI SUITES & BALCONY STATEROOMS

M1 MA MB (Mini Suites) Two lower beds, sitting area, balcony. Size approx. 26,5 m²; max. occupancy 4 guests

B1 B2 B3 BA BB BC BD

(B2, B3=Family Balcony Staterooms) Two lower beds, sitting area, balcony (steel enclosed in some staterooms). Size approx. 19 m²; max. occupancy B1-BC 4 guests, BD 3 guests



OCEANVIEW & INSIDE STATEROOMS

O1 OA OB OC (O1=Family Oceanview Staterooms) Two lower beds, picture window. Size approx. 14,5-15 m²; max. occupancy O1, OA 4 guests, OB, OC 3 guests

OF OG OK Two lower beds, porthole (OK with obstructed view, partly with picture window). Size approx. 14,5-15 m²; max. occupancy 4 guests

I1 IA IB IC ID IE IF (I1=Family Inside Staterooms) Two lower beds. Size approx. 13 m²; max. occupancy I1-IB, IE, IF 4 guests, IC, ID 3 guests